



# PRE-UNI NEW COLLEGE

Head Office: 5 The Crescent, Strathfield NSW 2135 PH: 9746 7000 FAX: 9746 6999  
 Email: [info@newcollege.edu.au](mailto:info@newcollege.edu.au) Website: [nsw.newcollege.com.au](http://nsw.newcollege.com.au) / [www.cyberschool.com.au](http://www.cyberschool.com.au)

## Welcome to Pre-Uni New College Cyberschool!

Cyberschool is a special e-learning website ([www.cyberschool.com.au](http://www.cyberschool.com.au)) hosted by Pre-Uni New College and provides the extensive educational services to help students revise their entire Pre-Uni New College class work. Students can register for their own Cyberschool account to access its services.

Services vary depending on the course registered, and each service has its due date so students should enjoy all provided services until expiry as there is no extension.

Once registered Thinking Skills F2F Course, students can:	Service Found At
<ul style="list-style-type: none"> <li>➤ download <b>Module Answers</b> until the last day of next holiday.</li> </ul>	MY COURSES > THINKING SKILLS > <b>Material &amp; Answer</b>
<ul style="list-style-type: none"> <li>➤ try weekly <b>Homework Questions</b> for extra practice until the last day of next holiday.</li> <li>➤ try weekly <b>Class Book Revision</b> tests for revision until the last day of next holiday.</li> </ul>	MY COURSES > THINKING SKILLS > <b>Online Homework</b>
<ul style="list-style-type: none"> <li>➤ attempt online <b>Term Test</b> on Week 8.</li> </ul>	<b>Term Test</b>
<ul style="list-style-type: none"> <li>➤ try <b>GA Practice for Scholarship Test</b>, <b>Reading 310</b> and <b>Master 27ES</b> for more practice until the last day of next holiday.</li> </ul>	EXTRA RESOURCES > <b>GA for Scholarship</b> / <b>Reading 310</b> / <b>Master 27ES</b>

Below is the Overall Cyberschool Service Schedule for 2024 Term 2 Thinking Skills Course (F2F).

Week	Module Answer Weekly Homework	Term Test		Module	Class Book Revision
	Service Start	Service Start	Service End		Service Start
Week 1	27/04/2024				
Week 2	04/05/2024			Module 1	04/05/2024
Week 3	11/05/2024			Module 2	11/05/2024
Week 4	18/05/2024			Module 3	18/05/2024
Week 5	25/05/2024			Module 4	25/05/2024
Week 6	01/06/2024			Module 5	01/06/2024
Week 7	08/06/2024			Module 6	08/06/2024
Week 8	15/06/2024	15/06/2024	21/06/2024	Module 7	15/06/2024
Week 9	22/06/2024			Module 8	22/06/2024
Week 10	29/06/2024			Module 9	29/06/2024
Holiday				Module 10	06/07/2024

**Term 2 Cyberschool Service will be available until 19<sup>th</sup> July 2024.**

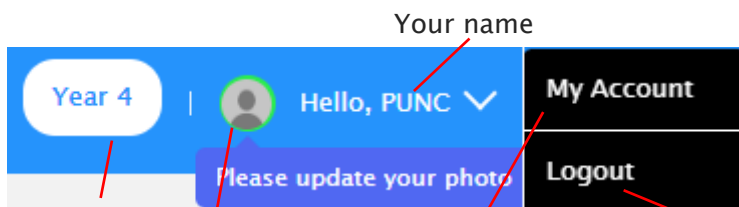
DISCLAIMER: DETAILS OF THE SERVICE SUBJECT TO CHANGE WITHOUT PRIOR NOTICE.

## How can I get my Cyberschool account?

1. Go to [www.cyberschool.com.au](http://www.cyberschool.com.au).
2. Click 'Register' on the top right corner of the main page.



3. Enter your student id number, date of birth and email address in the registration fields. Click the 'Submit' button.
4. Once you have submitted, you will be given a verification email, where it will contain the activation link.
5. Check your email inbox to find the verification email from the Cyberschool team. If you can't find it in your inbox, check the junk folder. It will be there, if so, unmark it as junk.
6. Click on the activation link. If the link doesn't work, copy and paste the link into the address bar of your internet browser and press the enter key.
7. The link will open a window for password creation (Sign Up) page. Enter your desired password twice in the following fields and click Submit.
8. Once registered, you will be logged into the site. The login status bar is located on the top right of the page which looks like Fig 1 below. If you want to log out, click 'Logout'.
9. Next time you want to log in, click 'Login' and enter your student number and password.



Your grade

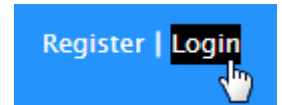
Click the icon to update your photo

My account information

Click here to log out

## I forgot my password.

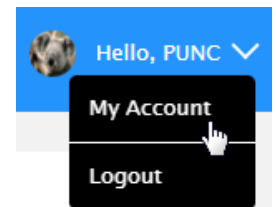
1. Click 'Login' at the top right of the page.



2. Click 'Forgot your password?' menu next to the Login button.
3. Enter your student id number, date of birth, email address and click 'Submit'.
4. Check your email account for your temporary password.
5. Log on to the Cyberschool with your temporary password.

## How can I change my password?

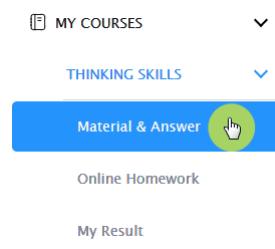
1. Log on to the Cyberschool and click 'My Account' on the top right corner of the main page.



2. Click 'Change my password' menu and enter new password twice then click 'Submit'.
3. A confirmation message will appear.

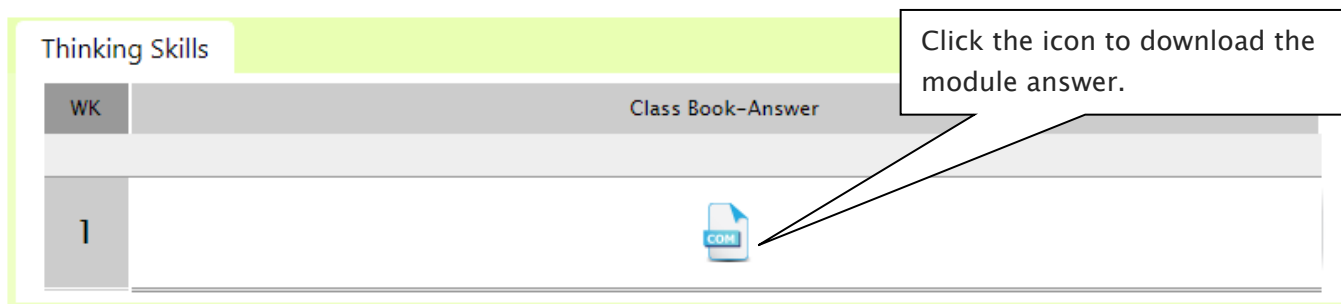
### How to Download Module Answers

1. Go to 'Material & Answer' below 'MY COURSES > THINKING SKILLS' on the menu bar.



2. Click on the answer icon and the file download will start.

3. Module Answers will expire at the end of next holiday. Please note the date and remember to access them when available.



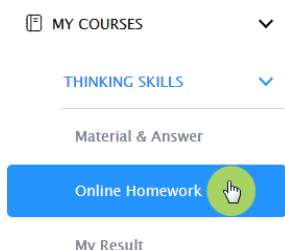
### What is Weekly Homework Question?

For more practice on Critical Thinking and Problem Solving, students will be able to attempt additional questions as a homework every week.

The weekly homework questions will expire at the end of next holiday. Please note the date and remember to access them when available.

### How to Complete Homework Question

1. Go to 'Online Homework' below 'MY COURSES > THINKING SKILLS' on the menu bar.



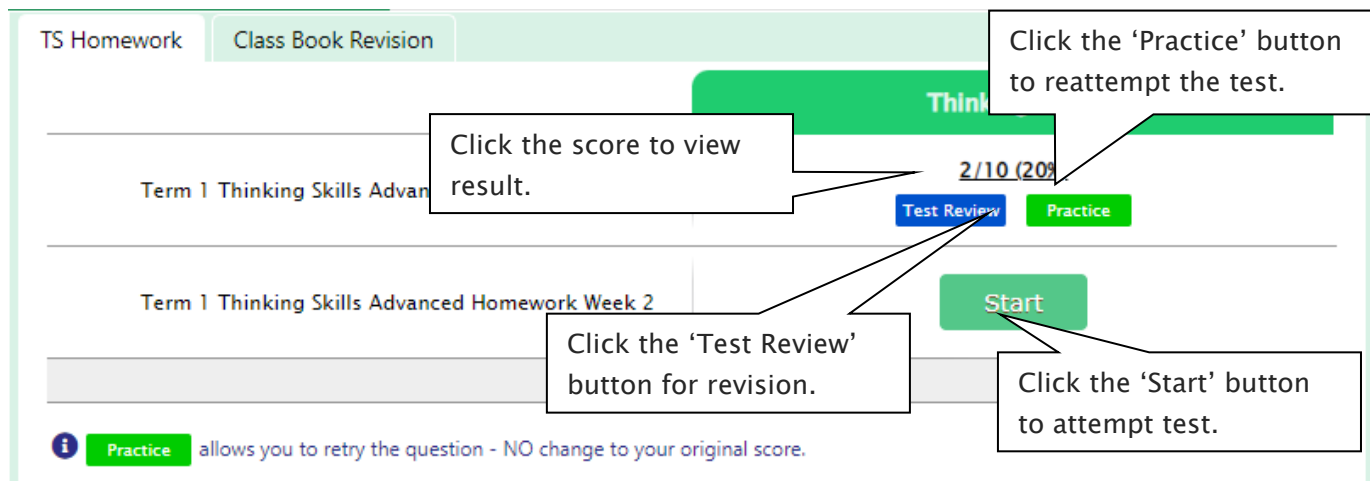
2. Click 'Start' button on the subject you want to attempt.

Read the instructions and when you are ready, click 'Start'. The quiz questions will appear on the screen. When you finish all the questions, click the 'Finish' button at the bottom right corner.

3. Test results and review service are accessible at 'Online Test' section.

If the test mark is '0', 'Re-Test' button will appear to reset the test.

Reattempting test is available by clicking 'Practice' button next to the 'Test Review'. This will not affect to the original score.



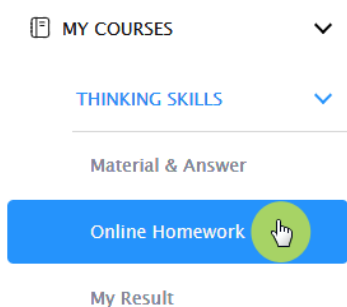
### What is Class Book Revision?

For further enrichment in revisiting and mastering course content, students will have the opportunity to attempt a revision test based on the class book each week after lessons. These class book revision tests are designed to reinforce the week's learnings and assess the students' grasp of the covered material.

The class book revision tests will expire at the end of next holiday. Please note the date and remember to access them when available.

### How to Complete Class Book Revision

1. Go to 'Online Homework' below 'MY COURSES > THINKING SKILLS' on the menu bar.



2. Click 'Start' button on the subject you want to attempt.

Read the instructions and when you are ready, click 'Start'. The quiz questions will appear on the screen. When you finish all the questions, click the 'Finish' button at the bottom right corner.

3. Test results and review service are accessible at 'Online Test' section.

If the test mark is '0', 'Re-Test' button will appear to reset the test.

Reattempting test is available by clicking 'Practice' button next to the 'Test Review'. This will not affect to the original score.

TS Homework   Class Book Revision

Class Book Revision

Term 1 Thinking Skills

Click the 'Start' button to attempt test.

Start

**i** Practice allows you to retry the question - NO change to your original score.

TS Homework   Class Book Revision

Class Book Revision

Term 1 Thinking Skills

Click the 'Practice' button to reattempt the test.

Click the score to view result.

5/10 (50%)

Test Review   Practice

Click the 'Test Review' button for revision.

**i** Practice allows you to retry the question - NO change to your original score.